

MUROS MEDITERRANEOS CAPRI DUE



FAMILY
LINE

ALTA DECORACION / SISTEMAS TINTOMÉTRICOS

RUSTICOS DIFUMINADOS

DESCRIPTION AND NATURE

Product ready to use in a single coat. Very simple application, it allows to obtain diverse effects and shades colored and stumped with white tones of maxima elegance.

USAGES

Indoors

Cement

Walls made of brick or other materials that tend to leave marks or stains when painted

Concrete

Only sheltered exterior use for solids colours

PROPERTIES

Non Yellowing

Good performance

Usable as-is or as a tintometric base

Does not require machinery or trained personnel

Provides rustic effect

Water-based

Different decorative effects depending on the method of application

Two types of Particle: one brown and one white

Good applicability

TECHNICAL CHARACTERISTICS

Referencia Color MUROS MEDITERRANEOS CAPRI DUE BLANCO

Finish Matt

Specific weight 0,98± 0,05 kg/l

Solids in volume 18± 1

Solids in weight 18± 1

VOC Cat. I/BA 300/200 (2007/2010): 200,00 g/l

Aproximated performance by coat 8 m²/L

Dry to touch (20°C HR: 60%): 3h

Dry to repaint (20°C HR: 60%): 24-48h

Colours Base BL
Translúcido White + colorantes. Card of High decoration nº 19.
The Toner can be used Shades 501066 to color

SURFACE PREPAIRING

New surfaces

Mortar of cement and plaster:

1. Hope until forged total (30 days minimum in cement, not to exceed 20).
2. To clean the support of possible efloroscencias by means of abrasive spurt, as well as to neutralize the alkaline surfaces.
3. In excessively polished surfaces, to sandpaper to open the pore.
4. To fix the weak supports with suitable locking device (fijadora emulsion or fijamont).
5. To clean all strange product support and/or remainders.
6. Masillar with plaste the defects of the support (to see in family Putties the lines corresponding to plastes in dust and prepared putties to make a suitable election).
7. Once the support is in good condition, anchor with L-500 coating or Mediterranean Walls Fund. This background is indicated

MUROS MEDITERRANEOS CAPRI DUE

for its breathability and texture to facilitate the finish with Muros Mediterráneo Capri Due.

Plaster:

- Wait for until he is well dry (max,20% humidity).
- Eliminate of the support strange products and/or remainders.
- Eliminate efflorescences.
- To regulate the absorptions of the surface by means of selladora primer or paste matt.
- In surfaces excessively polished to sandpaper to open the pore.
- Fix weak or supports by means of suitable fixing primer (To see family 6).
- Fill with plaste to eliminate the defects of the support.
- To deal with Monto Limpia Moho the supports with mould.
- When the support is in conditions, to cast anchor with L-500/Fondo Muros Mediterráneo coating. This primer is indicated by its sweating and texture to facilitate the last coat with Muros Mediterráneo Capri Due.

Wood:

- To prepare and to seal with Selladora Sellalux. Once dry to apply Fondo Muros Mediterraneo.

Restoring and maintenance

1. Eliminate totally old paintings in badly state or badly adhered.
2. Shining surfaces must be clarified, to make sure a good adhesion.
3. In the painted supports you must verify the solidity and anchorage of the painting, to diagnose his nature to avoid possible incompatibilities and to eliminate the dust and the dirt before being paint.
4. Fill with putties the defects of the support.
5. To deal with Monto Limpia Moho the supports with mould.
6. Once the support is in good condition, anchor with L-500 coating or Mediterranean Wall Fund. This background is indicated for its breathability and texture to facilitate the finish with Muros Mediterráneo Capri Due.

WAY OF USE

Application notes

1. Anchor the support with the Fondo Muros Mediterraneo.
2. Mix the product manually with the colorant at the time of use. In the case of having two different batches of the same product and color, it is recommended to mix them together before use to avoid possible differences in the size of the white floc.
3. Once the chosen color has been perfectly homogenized, apply a layer of Muros Mediterráneo Capri Due with a flat brush in a crisscross pattern and, as uniformly as possible.
4. Let it dry slightly so that it penetrates the base and acquires consistency.
5. Next, pass a flexible plastic paddle, applying uniform pressure, in the same or different direction, until the desired effect is achieved. In this way we will break up the thick particles that have not yet dried, thus obtaining blurred effects in a white tone. They will stand out and combine with the already hardened colored background.
6. Once the product has been colored, it should not be stored for more than 1 week.

Solvent for dilution and cleaning

Water

| Way of use | Aproximate dilution |
|------------|---------------------|
| Roller | Uso |
| Flat brush | Uso |

SYSTEM

Procedures depending of surface type

| | Primer | Intermedium | Finish |
|-----------------------------------|-----------------------------|---------------------------|-------------------------------|
| Metal | | | |
| MAX | Imprimación Antioxidante | Fondo Muros Mediterráneos | Muros Mediterráneos Capri Due |
| STD | Imprimación Antioxidante | Fondo Muros Mediterráneos | Muros Mediterráneos Capri Due |
| Old paintings in bad state | | | |
| MAX | Emulsión fijadora, Fijamont | Fondo Muros Mediterráneos | Muros Mediterráneos Capri Due |
| STD | | Fondo Muros Mediterráneos | Muros Mediterráneos Capri Due |

MUROS MEDITERRANEOS CAPRI DUE

Asphalt fabric

| | | |
|------------|---------------------------|-------------------------------|
| MAX | Fondo Muros Mediterráneos | Muros Mediterráneos Capri Due |
| STD | Fondo Muros Mediterráneos | Muros Mediterráneos Capri Due |

Wood

| | | | |
|------------|----------------------------|---------------------------|------------------------------|
| MAX | Selladora Sellalux o Acqua | Fondo Muros Mediterráneos | Muros Mediteráneos Capri Due |
| STD | Selladora Sellalux o Acqua | Fondo Muros Mediterráneos | Muros Mediteráneos Capri Due |

Project

| | | | |
|------------|-----------------------------|---------------------------|-------------------------------|
| MAX | Emulsión fijadora, Fijamont | Fondo Muros Mediterráneos | Muros Mediterráneos Capri Due |
| STD | | Fondo Muros Mediterráneos | Muros Mediterráneos Capri Due |

SECURITY

Do not eat, neither drink, nor smoke during the application. In case of contact with eyes, wash abundantly with clean water. Keep away from children. Do not throw in darin. Keep product in dry area, under cover and temperature between 5 to 35°C. For further information, please check product safety sheet.

Do not eat, neither drink, nor smoke during the application. In case of contact with eyes, wash abundantly with clean water. Keep away from children. Do not throw in darin. Keep product in dry area, under cover and temperature between 5 to 35°C. For further information, please check product safety sheet.

NOTE

Maximum recommended storage time : 12 months since its fabrication in its original packaging perfectly closed, stored indoors and at temperatures between 5° and 35°C

Information here indicated is based on our actual knowledge, laboratory testing and taking in count the practical use under specific circumstances. As it is impossible to stablish an adecuate description for every nature and status of the supports to be painted, we are unable to warrant the absolute reproductibility in each specific use

PACKINGS

0.75 L, 2.5 L



**FAMILY
LINE**


DESCRIPTION AND NATURE

Product ready to use in a single coat. Very simple application, it allows to obtain diverse effects and shades colored and stumped with white tones of maxima elegance.

USAGES

PROPERTIES

Non Yellowing
Good performance
Usable as-is or as a tintometric base
Does not require machinery or trained personnel



Provides rustic effect
Water-based
Different decorative effects depending on the method of application
Two types of Particle: one brown and one white
Good applicability

TECHNICAL CHARACTERISTICS

Referencia Color

| | |
|---------------------------------|---|
| Finish | Matt |
| Specific weight | 0,98± 0,05 kg/l |
| Solids in volume | 18± 1 |
| Solids in weight | 18± 1 |
| VOC | Cat. I/BA 300/200 (2007/2010): 200,00 g/l |
| Aproximated performance by coat | 8 m ² /L |
| Dry to touch | (20°C HR: 60%): 3h |
| Dry to repaint | (20°C HR: 60%): 24-48h |
| Colours | Base BL Translúcido White + colorantes. Card of High decoration nº 19. The Toner can be used Shades 501066 to color |

SURFACE PREPAIRING

New surfaces

Mortar of cement and plaster:

1. Hope until forged total (30 days minimum in cement, not to exceed 20).
2. To clean the support of possible efloroscencias by means of abrasive spurt, as well as to neutralize the alkaline surfaces.
3. In excessively polished surfaces, to sandpaper to open the pore.
4. To fix the weak supports with suitable locking device (fijadora emulsion or fijamont).
5. To clean all strange product support and/or remainders.
6. Masillar with plaste the defects of the support (to see in family Putties the lines corresponding to plastes in dust and prepared putties to make a suitable election).
7. Once the support is in good condition, anchor with L-500 coating or Mediterranean Walls Fund. This background is indicated for its breathability and texture to facilitate the finish with Muros Mediterráneo Capri Due.

Plaster:

- Wait for until he is well dry (max, 20% humidity).
- Eliminate of the support strange products and/or remainders.
- Eliminate efloroscencias.
- To regulate the absorptions of the surface by means of selladora primer or paste matt.
- In surfaces excessively polished to sandpaper to open the pore.
- Fix weak or supports by means of suitable fixing primer (To see family 6).
- Fill with plaste to eliminate the defects of the support.
- To deal with Monto Limpia Moho the supports with mould.
- When the support is in conditions, to cast anchor with L-500/Fondo Muros Mediterráneo coating. This primer is indicated by its sweating and texture to facilitate the last coat with Muros Mediterráneo Capri Due.


Wood:

- To prepare and to seal with Selladora Sellalux. Once dry to apply Fondo Muros Mediterraneo.

Restoring and maintenance

1. Eliminate totally old paintings in badly state or badly adhered.
2. Shining surfaces must be clarified, to make sure a good adhesion.
3. In the painted supports you must verify the solidity and anchorage of the painting, to diagnose his nature to avoid possible incompatibilities and to eliminate the dust and the dirt before being paint.
4. Fill with putties the defects of the support.
5. To deal with Monto Limpia Moho the supports with mould.
6. Once the support is in good condition, anchor with L-500 coating or Mediterranean Wall Fund. This background is indicated for its breathability and texture to facilitate the finish with Muros Mediterráneo Capri Due.

MUROS MEDITERRANEOS CAPRI DUE



WAY OF USE

Application notes

1. Anchor the support with the Fondo Muros Mediterraneos.
2. Mix the product manually with the colorant at the time of use. In the case of having two different batches of the same product and color, it is recommended to mix them together before use to avoid possible differences in the size of the white floc.
3. Once the chosen color has been perfectly homogenized, apply a layer of Muros Mediterráneo Capri Due with a flat brush in a crisscross pattern and, as uniformly as possible.
4. Let it dry slightly so that it penetrates the base and acquires consistency.
5. Next, pass a flexible plastic paddle, applying uniform pressure, in the same or different direction, until the desired effect is achieved. In this way we will break up the thick particles that have not yet dried, thus obtaining blurred effects in a white tone. They will stand out and combine with the already hardened colored background.
6. Once the product has been colored, it should not be stored for more than 1 week.

Solvent for dilution and cleaning

Water

| Way of use | Aproximate dilution |
|------------|---------------------|
| Roller | Uso |
| Flat brush | Uso |

SYSTEM

Procedures depending of surface type

| | Primer | Intermedium | Finish |
|-----------------------------------|-----------------------------|---------------------------|-------------------------------|
| Metal | | | |
| MAX | Imprimación Antioxidante | Fondo Muros Mediterráneos | Muros Mediterráneos Capri Due |
| STD | Imprimación Antioxidante | Fondo Muros Mediterráneos | Muros Mediterráneos Capri Due |
| Old paintings in bad state | | | |
| MAX | Emulsión fijadora, Fijamont | Fondo Muros Mediterráneos | Muros Mediterráneos Capri Due |
| STD | | Fondo Muros Mediterráneos | Muros Mediterráneos Capri Due |
| Asphalt fabric | | | |
| MAX | | Fondo Muros Mediterráneos | Muros Mediterráneos Capri Due |
| STD | | Fondo Muros Mediterráneos | Muros Mediterráneos Capri Due |
| Wood | | | |
| MAX | Selladora Sellalux o Acqua | Fondo Muros Mediterraneos | Muros Mediteráneos Capri Due |
| STD | Selladora Sellalux o Acqua | Fondo Muros Mediterraneos | Muros Mediteráneos Capri Due |
| Project | | | |
| MAX | Emulsión fijadora, Fijamont | Fondo Muros Mediterráneos | Muros Mediterráneos Capri Due |
| STD | | Fondo Muros Mediterráneos | Muros Mediterráneos Capri Due |

SECURITY

Do not eat, neither drink, nor smoke during the application. In case of contact with eyes, wash abundantly with clean water. Keep away from children. Do not throw in darin. Keep product in dry area, under cover and temperature between 5 to 35°C. For further information, please check product safety sheet.

501068


Fecha de Alta

03-04-2007

Versión

9 - 23/01/2026

MUROS MEDITERRANEOS CAPRI DUE



Do not eat, neither drink, nor smoke during the application. In case of contact with eyes, wash abundantly with clean water. Keep away from children. Do not throw in darin. Keep product in dry area, under cover and temperature between 5 to 35°C. For further information, please check product safety sheet.

NOTE

PACKINGS

0.75 L, 2.5 L