

Fecha de Alta

13-01-2011

Versión

17 - 05/01/2026


**FAMILY** ESMALTES / SISTEMAS TINTOMÉTRICOS

**LINE** ACRILICOS MULTISOPORTE

**DESCRIPTION AND NATURE**

Acrylic water enamel of the highest quality, multi-stick for the decoration and protection of a multitude of supports: work, metal, wood, copper, galvanized, pvc,...This product contributes to LEED®, BREEAM® and VERDE certifications.

**USAGES**

Outdoors/Indoors

PVC and plastic (conduct a previous adhesion test)

Plaster

Stone

Work surfaces: cast, cement, gypsum covered brick, plasterboard

Cement mortars

Solid Wood and Veneer

Previously primed metal: iron, steel, galvanised metal, aluminium, copper, etc.

Universal use: can be combined to create the same finish on a wide range of surfaces.

Ideal for creating smooth, maximum-performance finishes on walls and ceilings. Also ideal for carpentry in general, furniture, doors, pipes, radiators, etc.

**PROPERTIES**


Makes a film

Penetrating depth

Fast drying

Security Certification for Toys according to Standard EN 71-3:2013 + A1:2014

Reaction to fire classification: B-s1,d0 according to standard UNE-EN 13501-1

Very robust and resistant

Opacity: Class 1 for a performance of 5 m<sup>2</sup>/litre (according to Standard UNE-EN 13300). This information may vary depending on the colour chosen.

Does not form blisters

Water steam transpirable

Odourless when dry

Multi-adhesive

Good applicability

Washability: Class 1 (according to Standard UNE-EN 13300)

With anti-mould additive

High retention of colour and shine

A+ certificate

Non Yellowing

Strong resistance to the atmospherical factors

Formulated with non toxic pigment and composites

No cracking at all

Fecha de Alta

13-01-2011

Versión

17 - 05/01/2026



## TECHNICAL CHARACTERISTICS

Referencia Color	MONTONATURE MATE BLANCO
Finish	Matt
Specific weight	1,31 ± 0,05 kg/l
Viscosity	35 +/- 2 PO
Solids in volume	41 ± 1
Solids in weight	56 ± 1
VOC	Cat. d/BA 150/130 (2007/2010): 101,46 g/l
Aproximated performance by coat	12-14 m <sup>2</sup> /L
Dry to touch	(20°C HR: 60%): 1h
Dry to repaint	(20°C HR: 60%): 5-6h
Colours	Bases: White, IN, TR White 103. Colours from the Montonature chart and tintometric system Montomix and Colora. Stained with Montotinte maximum 5%

## SURFACE PREPARING

### New surfaces

Plaster, cement and derivatives:

1. Wait until fully hardened.
2. Clear possible efflorescence from the base and neutralise alkaline surfaces. Use a suitable filler to eliminate defects in the base.
3. Treat mouldy bases with Monto Limpia Moho.

New woods:

1. Apply to woods with a moisture content of less than 20%. Healthy, dry wood, well cleaned of dust and grease.
2. If the wood shows signs of ageing, it should first be sanded down, primed and any dust/powder removed through brushing or any other mechanical means.
3. Before application, prime using a suitable product, see Family 5 wood treatments.

Iron and derivatives:

1. Apply to dry bases, well cleaned of dust and grease. If these show signs of oxidation, rust must be removed through brushing or any other mechanical means. Oxifin is also suitable.
2. When this is done, treat using a suitable primer prior to application, see Family 6.

Galvanised and light metals:

1. Remove all grease and check the adhesion.
2. Priming with Montoprimer Total Acqua is recommended where necessary.

### Restoring and maintenance

Plaster, cement and painted derivatives:

1. Remove any foreign products and paint that is loose or in poor condition, opening up the grain if necessary through sanding or other mechanical means. Check the adhesion and treat as new.

Varnished or painted woods:

1. If they have been varnished or painted, remove foreign products, remove any loose or peeling varnish or paint, lightly

Fecha de Alta

13-01-2011

Versión

17 - 05/01/2026

sand, remove dust from sanding and proceed as with new woods.

Iron and enamelled derivatives:

1. On paint in good condition, sand to open the pore, check that the adhesion is perfect.
2. On paintwork in bad condition, remove by mechanical or chemical means and proceed as for new surfaces. When this is done, treat using a suitable primer prior to application, see Family 6.

Galvanised and light metals:

1. Remove all grease and check the adhesion.
2. Priming with Montoprimer Total Acqua is recommended where necessary.

## WAY OF USE

### Application notes

- Stir well .
- Only apply on clean surfaces, clean off any dirt by using clean water and detergents.
- Follow guidelines as shown in table below.
- New wood should be previously primed with Montoxyl Fondo, to prevent surface from fungus and harmful bacteria.
- Do not apply product at high temperatures or overheated surfaces exposed to sunshine.
- Do not apply the product at temperatures below 5°C, or to surfaces exposed to strong sunlight.
- Do not apply at relative humidity in excess of 80%.

### Solvent for dilution and cleaning

Water

Way of use	Aproximate dilution
Painting brush	0-5%
Roller	0-5%
Air-less gun	5-15%
Air-mix gun	5-15%
Aerographic gun	5-15%
Low pressure turbo	5-15%

## SYSTEM

### Procedures depending of surface type

	Primer	Intermedium	Finish
<b>Galvanised and light metals</b>			
<b>MAX</b>	Montoprimer Total Acqua	Montonature mate	Montonature mate
<b>STD</b>	Montonature mate		Montonature mate
<b>Metal decoration</b>			
<b>MAX</b>	Montoprimer Total Acqua, Montoprimer Total o Imprimación Antioxidante	Montonature mate	Montonature mate
<b>STD</b>	Montonature mate		Montonature mate
<b>Old paintings in bad state</b>			
<b>MAX</b>	Eliminar + Fijamont, Emulsión Fijadora	Montonature mate	Montonature mate
<b>STD</b>	Eliminar + Montonature mate diluido		Montonature mate
<b>Asphalt fabric</b>			
<b>MAX</b>	Montonature mate		Montonature mate
<b>STD</b>	Montonature mate		Montonature mate
<b>Wood</b>			

Fecha de Alta

13-01-2011

Versión

17 - 05/01/2026

<b>MAX</b>	Montoxyl fondo, Selladora Sellalux o Acqua Blanca	Montonature mate	Montonature mate
<b>STD</b>	Montonature mate		Montonature mate

**Iron, Steel**

<b>MAX</b>	Montoprimer Total o Imprimación Antioxidante	Montonature mate	Montonature mate
<b>STD</b>	Montoprimer Total o Imprimación Antioxidante	Montonature mate	Montonature mate

**Project**

<b>MAX</b>	Fijamont, Emulsión Fijadora	Montonature mate	Montonature mate
<b>STD</b>	Montonature mate diluido		Montonature mate

**SECURITY**

Do not eat, neither drink, nor smoke during the application. In case of contact with eyes, wash abundantly with clean water. Keep away from children. Do not throw in darin. Keep product in dry area, under cover and temperature between 5 to 35°C. For further information, please check product safety sheet.

Do not eat, neither drink, nor smoke during the application. In case of contact with eyes, wash abundantly with clean water. Keep away from children. Do not throw in darin. Keep product in dry area, under cover and temperature between 5 to 35°C. For further information, please check product safety sheet.

**NOTE**

Maximum recommended storage time : 24 months since its fabrication in its original packaging perfectly closed, stored indoors and at temperatures between 5° and 35°C

Information here indicated is based on our actual knowledge, laboratory testing and taking in count the practical use under specific circumstances. As it is impossible to establish an adequate description for every nature and status of the supports to be painted, we are unable to warrant the absolute reproductibility in each specific use

**PACKINGS**

0.75 L, 4 L, 12 L

**FAMILY  
LINE****DESCRIPTION AND NATURE**

Acrylic water enamel of the highest quality, multi-stick for the decoration and protection of a multitude of supports: work, metal, wood, copper, galvanized, pvc,...This product contributes to LEED®, BREEAM® and VERDE certifications.


**USAGES****PROPERTIES**

Fecha de Alta

13-01-2011

Versión

17 - 05/01/2026



Makes a film

Penetrating depth

Fast drying

Security Certification for Toys according to Standard EN 71-3:2013 + A1:2014

Reaction to fire classification: B-s1,d0 according to standard UNE-EN 13501-1

Very robust and resistant

Opacity: Class 1 for a performance of 5 m<sup>2</sup>/litre (according to Standard UNE-EN 13300). This information may vary depending on the colour chosen.

Does not form blisters

Water steam transpirable

Odourless when dry

Multi-adhesive

Good applicability

Washability: Class 1 (according to Standard UNE-EN 13300)

With anti-mould additive

High retention of colour and shine

A+ certificate

Non Yellowing

Strong resistance to the atmospherical factors

Formulated with non toxic pigment and composites

No cracking at all



## TECHNICAL CHARACTERISTICS

Referencia Color

Finish Matt

Specific weight 1,31± 0,05 kg/l

Viscosity 35 +/- 2 PO

Solids in volume 41± 1

Solids in weight 56± 1

VOC Cat. d/BA 150/130 (2007/2010): 101,46 g/l

Aproximated performance by coat 12-14 m<sup>2</sup>/L

Dry to touch (20°C HR: 60%): 1h

Dry to repaint (20°C HR: 60%): 5-6h

Colours Bases: White, IN, TR  
White 103. Colours from the Montonature chart and tintometric system Montomix and Colora.  
Stained with Montotinte maximum 5%

## SURFACE PREPAIRING

### New surfaces

Plaster, cement and derivatives:

1. Wait until fully hardened.


2. Clear possible efflorescence from the base and neutralise alkaline surfaces. Use a suitable filler to eliminate defects in the base.

Fecha de Alta

13-01-2011

Versión

17 - 05/01/2026



3. Treat mouldy bases with Monto Limpia Moho.

New woods:

1. Apply to woods with a moisture content of less than 20%. Healthy, dry wood, well cleaned of dust and grease.
2. If the wood shows signs of ageing, it should first be sanded down, primed and any dust/powder removed through brushing or any other mechanical means.
3. Before application, prime using a suitable product, see Family 5 wood treatments.

Iron and derivatives:

1. Apply to dry bases, well cleaned of dust and grease. If these show signs of oxidation, rust must be removed through brushing or any other mechanical means. Oxifin is also suitable.
2. When this is done, treat using a suitable primer prior to application, see Family 6.

Galvanised and light metals:

1. Remove all grease and check the adhesion.
2. Priming with Montoprimer Total Acqua is recommended where necessary.

### Restoring and maintenance

Plaster, cement and painted derivatives:

1. Remove any foreign products and paint that is loose or in poor condition, opening up the grain if necessary through sanding or other mechanical means. Check the adhesion and treat as new.

Varnished or painted woods:

1. If they have been varnished or painted, remove foreign products, remove any loose or peeling varnish or paint, lightly sand, remove dust from sanding and proceed as with new woods.

Iron and enamelled derivatives:

1. On paint in good condition, sand to open the pore, check that the adhesion is perfect.
2. On paintwork in bad condition, remove by mechanical or chemical means and proceed as for new surfaces. When this is done, treat using a suitable primer prior to application, see Family 6.

Galvanised and light metals:

1. Remove all grease and check the adhesion.
2. Priming with Montoprimer Total Acqua is recommended where necessary.

## WAY OF USE

### Application notes

- Stir well .
- Only apply on clean surfaces, clean off any dirt by using clean water and detergents.
- Follow guidelines as shown in table below.
- New wood should be previously primed with Montoxyl Fondo, to prevent surface from fungus and harmful bacteria.
- Do not apply product at high temperatures or overheated surfaces exposed to sunshine.
- Do not apply the product at temperatures below 5°C, or to surfaces exposed to strong sunlight.
- Do not apply at relative humidity in excess of 80%.

### Solvent for dilution and cleaning

Water

Way of use	Aproximate dilution
Painting brush	0-5%
Roller	0-5%
Air-less gun	5-15%
Air-mix gun	5-15%
Aerographic gun	5-15%
Low pressure turbo	5-15%

## SYSTEM

### Procedures depending of surface type

Primer

Intermedium


Finish

Fecha de Alta

13-01-2011

Versión

17 - 05/01/2026



## Galvanised and light metals

<b>MAX</b>	Montoprimer Total Acqua	Montonature mate	Montonature mate
<b>STD</b>	Montonature mate		Montonature mate

## Metal decoration

<b>MAX</b>	Montoprimer Total Acqua, Montoprimer Total o Imprimación Antioxidante	Montonature mate	Montonature mate
<b>STD</b>	Montonature mate		Montonature mate

## Old paintings in bad state

<b>MAX</b>	Eliminar + Fijamont, Emulsión Fijadora	Montonature mate	Montonature mate
<b>STD</b>	Eliminar + Montonature mate diluido		Montonature mate

## Asphalt fabric

<b>MAX</b>	Montonature mate		Montonature mate
<b>STD</b>	Montonature mate		Montonature mate

## Wood

<b>MAX</b>	Montoxyl fondo, Selladora Sellalux o Acqua Blanca	Montonature mate	Montonature mate
<b>STD</b>	Montonature mate		Montonature mate

## Iron, Steel

<b>MAX</b>	Montoprimer Total o Imprimación Antioxidante	Montonature mate	Montonature mate
<b>STD</b>	Montoprimer Total o Imprimación Antioxidante	Montonature mate	Montonature mate

## Project

<b>MAX</b>	Fijamont, Emulsión Fijadora	Montonature mate	Montonature mate
<b>STD</b>	Montonature mate diluido		Montonature mate

## SECURITY

Do not eat, neither drink, nor smoke during the application. In case of contact with eyes, wash abundantly with clean water. Keep away from children. Do not throw in darin. Keep product in dry area, under cover and temperature between 5 to 35°C. For further information, please check product safety sheet.

Do not eat, neither drink, nor smoke during the application. In case of contact with eyes, wash abundantly with clean water. Keep away from children. Do not throw in darin. Keep product in dry area, under cover and temperature between 5 to 35°C. For further information, please check product safety sheet.

## NOTE

502031


# MONTONATURE MATE

Fecha de Alta

13-01-2011

Versión

17 - 05/01/2026



## PACKINGS

0.75 L, 4 L, 12 L